



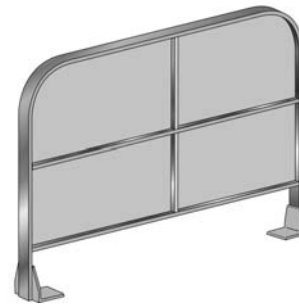
# ALUMINUM GUIDE RAILS



**CE-811**  
COMBINATION GUIDE RAIL



**CE-812**  
GUIDE RAIL  
WITH KYDEX PANEL



**CE-812-U**  
DOUBLE CURVE GUIDE RAIL  
WITH KYDEX PANEL

PART NUMBER			HEIGHT	LENGTH
CE-811-1	CE-812-1	CE-812-U-1	30	36
CE-811-2	CE-812-2	CE-812-U-2	30	42
CE-811-3	CE-812-3	CE-812-U-3	36	36
CE-811-4	CE-812-4	CE-812-U-4	36	42
CE-811-5	CE-812-5	CE-812-U-5	30	48
CE-811-6	CE-812-6	CE-812-U-6	36	48
CE-811-X	CE-812-X	CE-812-U-X	SPECIAL PER ORDER	

**Anodized Aluminum Bar:** Alloy 6063: 1/2" x 1-1/2", 1-3/4" wide bar also available.

**Panel Materials:** -P option: Kydex, 1/4" Laminated Sheet  
Standard Colors: 'Pewter Gray' for Clear Anodize  
'Chocolate' for Bronze Anodize  
Also Available: Black, Cocoa, Red & Beige

**Mounting:** Standard: Mounting Foot and Hardware Included for Surface Mounting.  
-R option: No Mounting Foot. 4" added to height for Recessed Mounting.

**CURRAN ENGINEERING CO., INC.**

TEL: 800-643-6353 FAX: 818-782-5979